










Daily Routine



Monday

Time	Activities	Ideas We have included a timetable that could be used as a guide to help with the routine of the day. Please feel free to use the activities as you so wish. You DO NOT HAVE to follow!
Before 9:00am	Wake up.	Eat breakfast, make your own breakfast, make your own bed, brush teeth for 2 minutes, help with laundry /folding clothes.
9:00 – 9:30	PE	Joe Wicks daily PE lesson on you tube
9:30 – 10:00	Outdoor time	Play in the garden.
10:00 – 10:30	Phonics	https://www.youtube.com/watch?v=ff4JiuS8s3k
10:30 – 11:00	Quiet time/ Snack time	Reading, puzzles, nap.
11:00 – 11:30	Maths	Write the numbers 0-20 in numbers, and then in words next too the number. Write each one 4 times. E.g. 0 zero 0 zero 0 zero 0 zero
11:30 – 12:00	Creative time	Drawing, painting, chalks outside / inside, crafts (check Pinterest for craft ideas), learn to cook and bake, sew, make mud pies.
12:00 – 12:30	Lunch	
12:30 – 1:00	Chores	Create a list of 12 household jobs. Roll a two dice and whatever number it makes tackle that household job first.
1:00 – 1:30	English 	Can you remember what these pictures mean? Just say what they are.  Pro nouns verb adjectives noun main clause doctor sense simple sentence. Read Sidney Spider, look at page 5 and 6. The letter formation is in your Reading Record and you can watch how to form the letters here https://www.teachhandwriting.co.uk/continuous-cursive-beginners-choice-3.html
1:30 – 2:00	Free time	Have a play.
2:00 – 2:30	Reading time, with a grown up.	Read the 3 Little pigs and answer the questions.
2:30 – 3:15	Topic lesson.	Draw an animal then write 5 sentences about the animal. Remember your capital letters, full stops, finger spaces.









Tuesday

Time	Activities	Ideas We have included a timetable that could be used as a guide to help with the routine of the day. Please feel free to use the activities as you so wish. You DO NOT HAVE to follow!
Before 9:00am	Wake up.	Eat breakfast, make your own breakfast, make your own bed, brush teeth for 2 minutes, help with laundry /folding clothes.
9:00 – 9:30	PE	Joe Wicks daily PE lesson on you tube
9:30 – 10:00	Outdoor time	Play in the garden.
10:00 – 10:30	Phonics	https://www.youtube.com/watch?v=tcz3ZoQ3CdM&t=6s
10:30 – 11:00	Quiet time/ Snack time	Reading, puzzles, nap.
11:00 – 11:30	Maths	https://whiterosemaths.com/homelearning/year-1/ Lesson making doubles.
11:30 – 12:00	Creative time	Drawing, painting, chinks outside / inside, crafts (check Pinterest for craft ideas), learn to cook and bake, sew, make mud pies.
12:00 – 12:30	Lunch	
12:30 – 1:00	Chores	Create a list of 12 household jobs. Roll a two dice and what-ever number it makes tackle that household job first.
1:00 – 1:30	English 	Can you remember what these pictures mean?  Pro nouns  verb  adjectives  noun  main clause  doctor sense  simple sentence. Read Sidney Spider, look at page 7. The letter formation is in your Reading Record and you can watch how to form the letters here https://www.teachhandwriting.co.uk/continuous-cursive-beginners-choice-3.html .
1:30 – 2:00	Free time	Have a play.
2:00 – 2:30	Reading time, with a grown up.	Read a book you love.
2:30 – 3:15	Topic lesson.	Make an Alien from things found in garden.


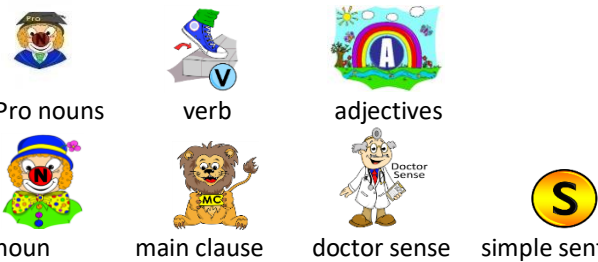
Wednesday

We have included a timetable that could be used as a guide to help with the routine of the day. Time	Activities	Ideas We have included a timetable that could be used as a guide to help with the routine of the day. Please feel free to use the activities as you so wish. You DO NOT HAVE to follow!
Before 9:00am	Wake up.	Eat breakfast, make your own breakfast, make your own bed, brush teeth for 2 minutes, help with laundry /folding clothes.
9:00 – 9:30	PE	Joe Wicks daily PE lesson on you tube
9:30 – 10:00	Outdoor time	Play in the garden.
10:00 – 10:30	Phonics	https://www.youtube.com/watch?v=CKUvMHEVrvo
10:30 – 11:00	Quiet time/ Snack time	Reading, puzzles, nap.
11:00 – 11:30	Maths	https://whiterosemaths.com/homelearning/year-1/ Lesson Make equal groups – grouping.
11:30 – 12:00	Creative time	Drawing, painting, chalks outside / inside, crafts (check Pinterest for craft ideas), learn to cook and bake, sew, make mud pies.
12:00 – 12:30	Lunch	
12:30 – 1:00	Chores	Create a list of 12 household jobs. Roll a two dice and what-ever number it makes tackle that household job first.
1:00 – 1:30	English 	Can you remember what these pictures mean?  Read Sidney Spider, look at page 8. The letter formation is in your Reading Record and you can watch how to form the letters here https://www.teachhandwriting.co.uk/continuous-cursive-beginners-choice-3.html
1:30 – 2:00	Free time	Have a play.
2:00 – 2:30	Reading time, with a grown up.	Read Formidable Sid, page 1.
2:30 – 3:15	Topic lesson.	Art - Have a go at drawing an alien with Rob Biddulph. https://www.youtube.com/watch?v=vm6iyqw_v2Q Can you design and draw your own space alien?

Thursday

Time	Activities	Ideas We have included a timetable that could be used as a guide to help with the routine of the day. Please feel free to use the activities as you so wish. You DO NOT HAVE to follow!
Before 9:00am	Wake up.	Eat breakfast, make your own breakfast, make your own bed, brush teeth for 2 minutes, help with laundry /folding clothes.
9:00 – 9:30	PE	Joe Wicks daily PE lesson on you tube
9:30 – 10:00	Outdoor time	Play in the garden.
10:00 – 10:30	Phonics	https://www.youtube.com/watch?v=uvck8FP0otk
10:30 – 11:00	Quiet time/ Snack time	Reading, puzzles, nap.
11:00 – 11:30	Maths	https://whiterosemaths.com/homelearning/year-1/ Lesson Make equal groups – sharing.
11:30 – 12:00	Creative time	Drawing, painting, chalks outside / inside, crafts (check Pinterest for craft ideas), learn to cook and bake, sew, make mud pies.
12:00 – 12:30	Lunch	
12:30 – 1:00	Chores	Create a list of 12 household jobs. Roll a two dice and what-ever number it makes tackle that household job first.
1:00 – 1:30	English 	Can you remember what these pictures mean?  Pro nouns  verb  adjectives  noun  main clause  doctor sense  simple sentence. Read Sidney Spider, look at page 9. The letter formation is in your Reading Record and you can watch how to form the letters here https://www.teachhandwriting.co.uk/continuous-cursive-beginners-choice-3.html
1:30 – 2:00	Free time	Have a play.
2:00 – 2:30	Reading time, with a grown up.	Read Formidable Sid, page 2.
2:30 – 3:15	Topic lesson.	https://www.youtube.com/watch?v=mQrlgH97v94 Watch the video about the planets (or find some others if you would like!). Draw pictures of the planets and write facts about each one. Could you do the whole Solar System? (This might take more than one or two afternoons!)

Friday

Time	Activities	Ideas We have included a timetable that could be used as a guide to help with the routine of the day. Please feel free to use the activities as you so wish. You DO NOT HAVE to follow!
Before 9:00am	Wake up.	Eat breakfast, make your own breakfast, make your own bed, brush teeth for 2 minutes, help with laundry /folding clothes.
9:00 – 9:30	PE	Joe Wicks daily PE lesson on you tube
9:30 – 10:00	Outdoor time	Play in the garden.
10:00 – 10:30	Phonics	https://www.youtube.com/watch?v=BOA97AKxHgw
10:30 – 11:00	Quiet time/ Snack time	Reading, puzzles, nap.
11:00 – 11:30	Maths	https://whiterosemaths.com/homelearning/year-1/ Lesson Count in 10s.
11:30 – 12:00	Creative time	Drawing, painting, chalks outside / inside, crafts (check Pinterest for craft ideas), learn to cook and bake, sew, make mud pies.
12:00 – 12:30	Lunch	
12:30 – 1:00	Chores	Create a list of 12 household jobs. Roll a two dice and what-ever number it makes tackle that household job first.
1:00 – 1:30	English 	<p>Can you remember what these pictures mean?</p>  <p>Pro nouns verb adjectives noun main clause doctor sense simple sentence.</p> <p>Read Sidney Spider, look at page 10.</p> <p>The letter formation is in your Reading Record and you can watch how to form the letters here https://www.teachhandwriting.co.uk/continuous-cursive-beginners-choice-3.html</p>
1:30 – 2:00	Free time	Have a play.
2:00 – 2:30	Reading time, with a grown up.	Read Formidable Sid, page 3 and answer the questions.
2:30 – 3:15	Topic lesson.	Continue with making your own solar system facts and pictures from yesterday OR (if you are allowed to make a bit of a mess!) Have a go seeing how moon craters are made! https://www.jpl.nasa.gov/edu/teach/activity/make-a-crater/