

LO: to develop our understanding of grammar.

RECALL and LEARN

 <p>Ad</p>	 <p>Complex</p>	 <p>MC</p>	 <p>N</p>	 <p>as...as like a ... Simile Snake</p>	 <p>S</p>	 <p>Doctor Sense</p>
 <p>A</p>	 <p>Antonym</p>	 <p>Compound</p>	 <p>Subordinating Conjunction</p>	 <p>SC</p>	 <p>Past Present Future</p>	 <p>V</p>
 <p>Synonym</p>	 <p>Co-ordinating Conjunction</p>	 <p>this the that these</p>	 <p>Metaphors</p>	 <p>P</p>	 <p>Relative Clause</p>	

READ and RESPOND

What is direct speech?

READ and RESPOND

Example

"Why do they have such big nose-holes?" I asked.

"For smelling with," my grandmother said.


- The speech marks go around the spoken words.
- A comma is used to separate the spoken part from the part telling you who is speaking unless a question mark or exclamation mark is used. Punctuation must go inside of the speech marks
- A new line is needed every time a different speaker begins to speak.

READ and RESPOND

Add the correct punctuation into this speech

Are you ok Carter? You look a bit sad questioned Anne.

Thanks Anne, I'm just missing my dog because he's at the vet today replied Carter.



READ and RESPOND

You'll never guess what I've just seen said Sam excitedly.

What's that asked Louise.

Our teacher has a broomstick and a black pointy hat in the back of her car. Maybe she's a witch exclaimed

Sam

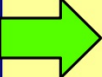
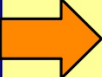

No, silly! They're for the school play replied Louise.

CREATE and REFLECT



Create these sentences

Explain to your LP what you have done and why.

-  Create a sentence with a list.
-  Create a complex sentence.
-  Create a sentence with a relative clause.